

DOOR EDGES AND ASTRAGALS



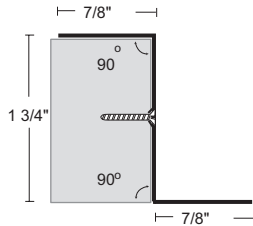
NGP Order Form (Page EA8) Indicating Model Number, Hand, Net Length, Hardware Preps, and Precise Hardware Locations Must Accompany All Orders.

- 20 Ga. Cold Rolled Steel on Edges and "Z" Astragals
- 18 Ga. Cold Rolled Steel on Astragal Welded to Edges
- For 1 3/4" Thick Doors (Inside Dim. 1 3/4" Actual)
- #8 x 3/4" Flat Undercut Phillips Head SMS
- Standard Finish = Tan (T) Powder Coat

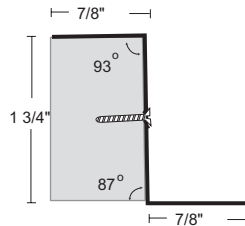
Available Options:

- Powder Coat Color Options - See Page EA4
- Stainless Steel 20 Ga., Type 304, #4 Brushed Finish - Suffix SS"
- Galvanneal
- Torx Security Screws
- Special Door Thickness: 1 3/8", 2", 2 1/4"
- Lead Lining 1/16" Thick Available on Astragal Models Only. Not Available on "Z" Astragals

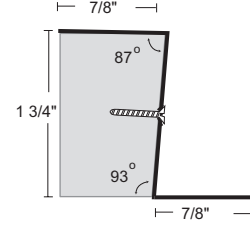
"Z" ASTRAGALS



570 SQUARE EDGE

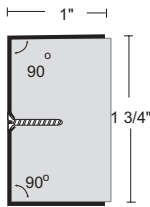


572 BEVELED EDGE ON ACTIVE LEAF

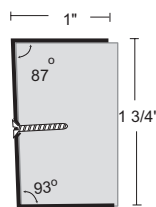


574 BEVELED EDGE ON INACTIVE LEAF

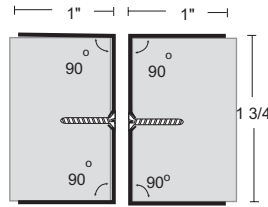
DOOR EDGES



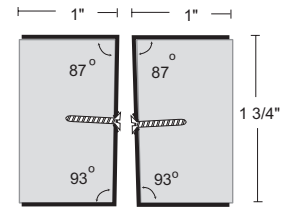
540 SINGLE SQUARE EDGE



542 SINGLE BEVELED EDGE

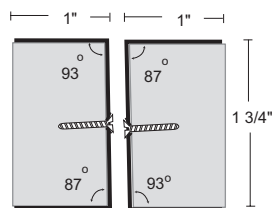


541 SQUARE EDGE SET

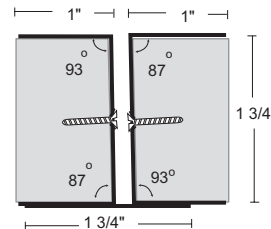


543 BEVELED EDGE SET

DOUBLE EGRESS



545 PARALLEL BEVEL EDGE SET FOR DOUBLE EGRESS DOORS



555 PARALLEL BEVEL ASTRAGAL SET FOR DOUBLE EGRESS DOORS