

# THERMAL BREAK

## SADDLE THRESHOLDS

All Products On This Page



Thermal Break Thresholds Feature a Rigid Thermoplastic Spline, Creating a Separation to Prevent the Transfer of Outside Temperature and Frost Through the Threshold.

### MATERIALS & FINISHES

- Mill Aluminum
- DKB - Aluminum Dark Bronze

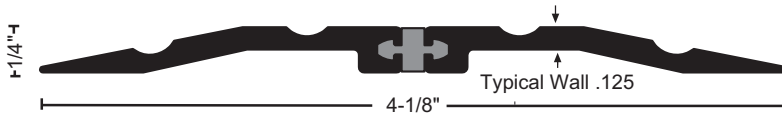


### OPTIONAL SIA SLIP-RESISTANT FINISH

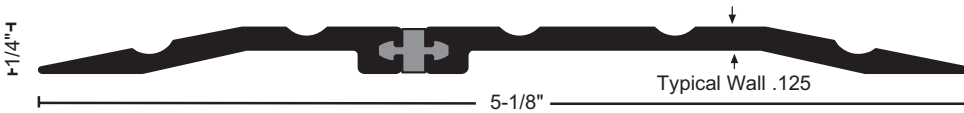
For Use in Areas Where Conditions Can Be Hazardous and Safety Is a Priority.

### FASTENERS

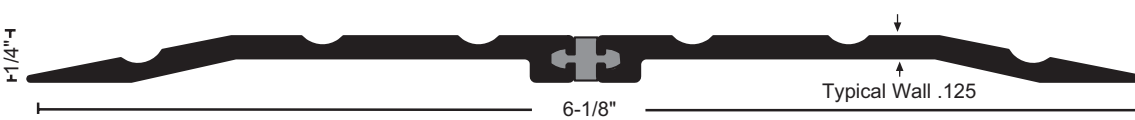
- #10 x 1-1/2" FH Zinc-Plated Wood Screws Furnished. Dark Bronze Supplied With DKB.



**8413** .57 lbs./ft.  
**8413DKB** .57 lbs./ft.



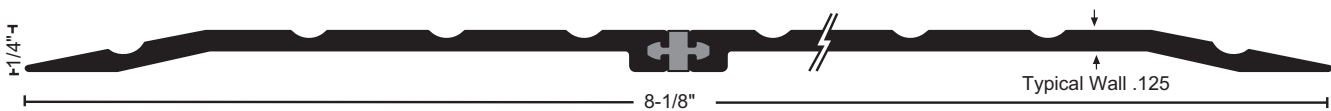
**8513** .70 lbs./ft.  
**8513DKB** .70 lbs./ft.



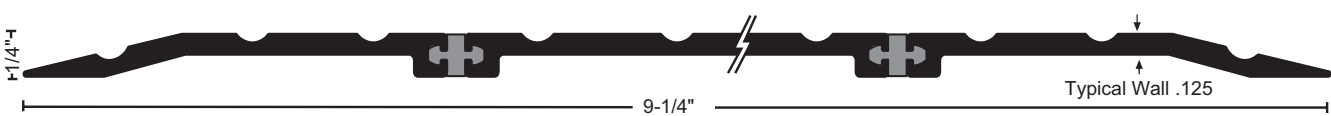
**8613** .83 lbs./ft.  
**8613DKB** .83 lbs./ft.



**8713** .97 lbs./ft.  
**8713DKB** .97 lbs./ft.



**8813** 1.11 lbs./ft.  
**8813DKB** 1.11 lbs./ft.



**8913** 1.29 lbs./ft.  
**8913DKB** 1.29 lbs./ft.



**8013** 1.42 lbs./ft.  
**8013DKB** 1.42 lbs./ft.