

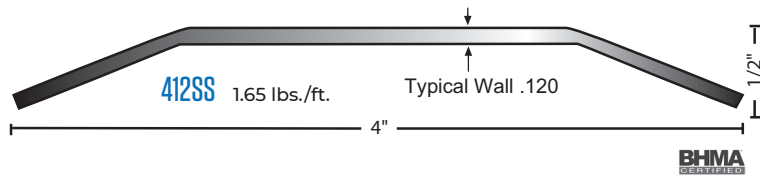
STAINLESS STEEL

1/2" SADDLE THRESHOLDS

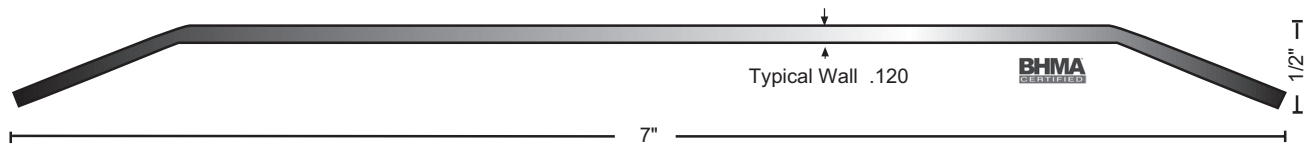
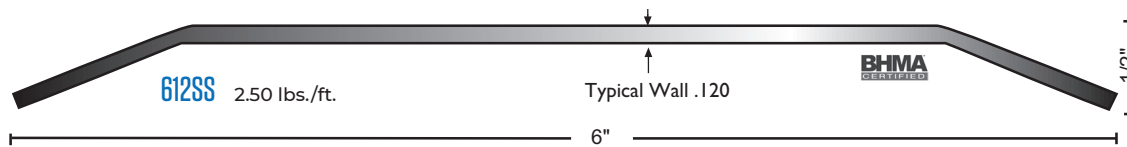
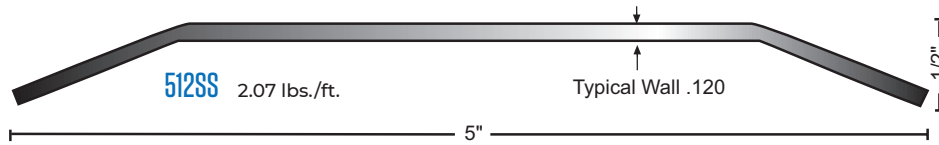
All Products On This Page



- ▶ Widths and Heights Other Than Shown Are Available Upon Request
- ▶ Return Closed Ends Are Available - See Page T5
- ▶ Stainless Steel Thresholds Are Type #304, Mill Finish



412SS
Stainless Steel
Saddle Threshold,
1/2" x 4"



712SS	2.95 lbs./ft.	7"
812SS	3.38 lbs./ft.	8"
912SS	3.81 lbs./ft.	9"
1012SS	4.25 lbs./ft.	10"

MATERIALS & FINISHES

#304 Stainless Steel, Mill Finish

Optional Finishes

- POL - Polished US32, 629
- BRUSHED - Brushed US32D, 630



OPTIONAL SIA SLIP-RESISTANT FINISH

For Use in Areas Where Conditions Can Be Hazardous and Safety Is a Priority.

FASTENERS

- #10 x 1-1/2" FH Stainless Steel Wood Screws