

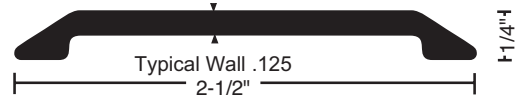
SMOOTH SURFACE THRESHOLDS

All Products On This Page

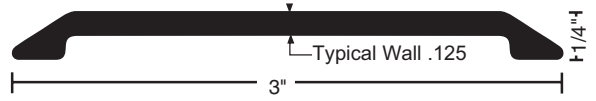


410
Mill Aluminum
Smooth Surface
Saddle Threshold,
1/4" x 2 1/2"

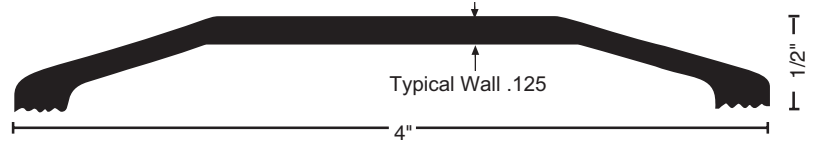
▶ Recommended to Provide the Best Results Where Automatic Door Bottoms are Used.



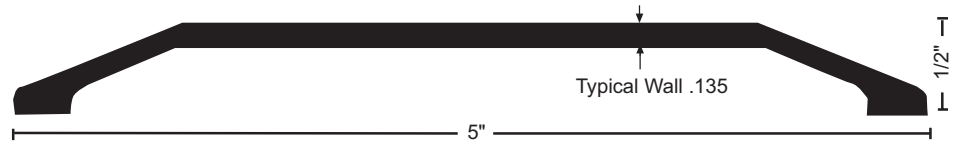
410 .36 lbs./ft.
410DKB .36 lbs./ft.



411 .50 lbs./ft.
411DKB .50 lbs./ft.



412 .63 lbs./ft.
412DKB .63 lbs./ft.



512 .82 lbs./ft.
512DKB .82 lbs./ft.

MATERIALS & FINISHES

- Mill Aluminum
- DKB - Aluminum Dark Bronze/Black Anodized



OPTIONAL SIA SLIP-RESISTANT FINISH

For Use in Areas Where Conditions Can Be Hazardous and Safety Is a Priority.

FASTENERS

- #10 x 1-1/2" FH Zinc-Plated Wood Screws Furnished. Dark Bronze Supplied With DKB.