

# HEAVY-DUTY THRESHOLDS

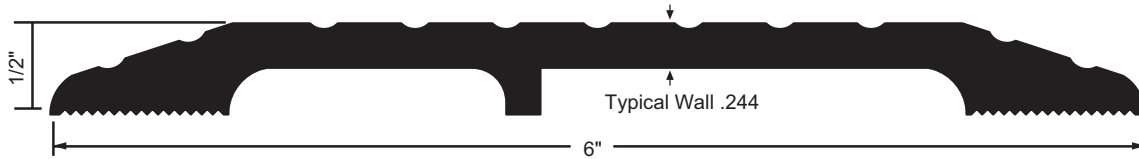
All Products On This Page



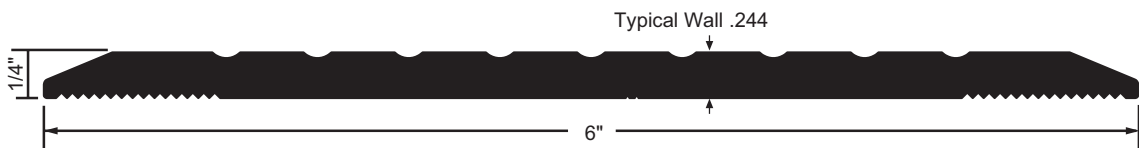
- ▶ For Use Where Forklift or Vehicular Traffic Occurs
- ▶ Recommended for Delivery/Storage Doorways  
Where Heavier Loads Travel
- ▶ Optional SIA Slip-Resistant Finish Recommended  
in Moisture Prone Areas



**613HD**  
ADA Compliant  
Heavy-Duty  
Aluminum Threshold,  
¾" x 6"



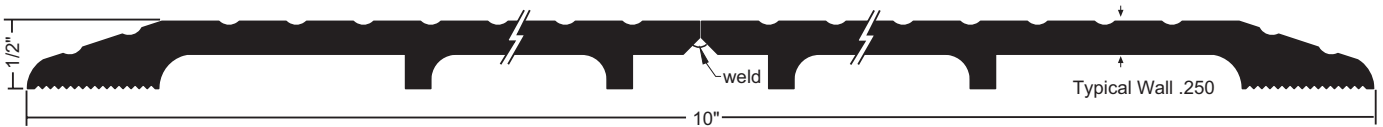
**426HD** 1.98 lbs./ft.  
**426HDDKB** 1.98 lbs./ft.



**613HD** 1.66 lbs./ft.  
**613HDDKB** 1.66 lbs./ft.



BHMA Certified to ANSI/BHMA A156.21  
Heavy-Duty 10,000 lb. Load Test



**325HD x 325HD Welded** 3.33 lbs./ft.  
**325HDDKB x 325HDDKB Welded** 3.33 lbs./ft.



BHMA Certified to ANSI/BHMA A156.21  
Heavy-Duty 10,000 lb. Load Test

## MATERIALS & FINISHES

- Mill Aluminum
- DKB - Aluminum Dark Bronze



## OPTIONAL SIA SLIP-RESISTANT FINISH

For Use in Areas Where  
Conditions Can Be  
Hazardous and Safety Is  
a Priority.

## FASTENERS

- #10 x 1-½" FH Zinc-Plated  
Wood Screws Furnished. Dark  
Bronze Supplied With DKB.