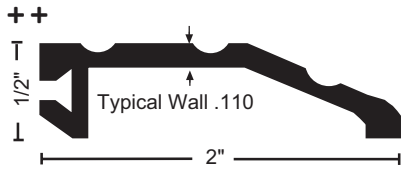


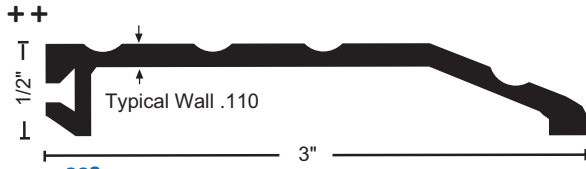
HALF SADDLE THRESHOLDS

HALF SADDLE AND EXTENDED WIDTH COMPONENTS

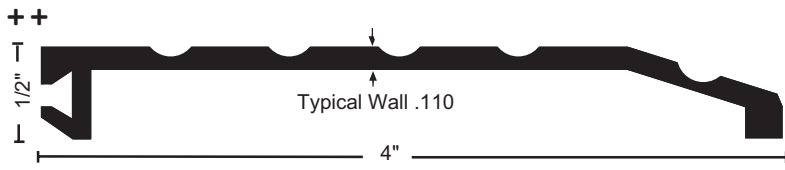
All Products On This Page



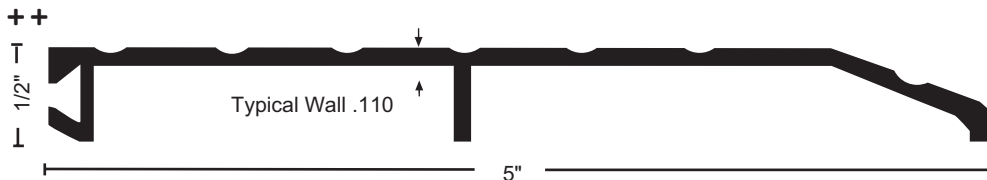
321 .34 lbs./ft.
321DKB .34 lbs./ft.



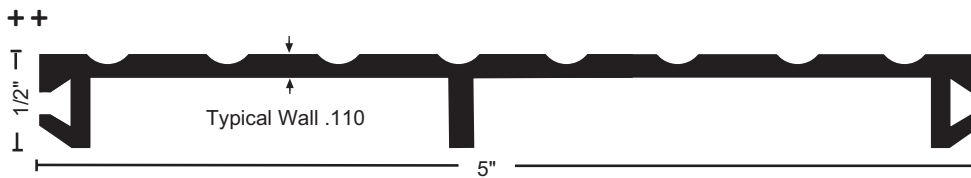
322 .48 lbs./ft.
322DKB .48 lbs./ft.



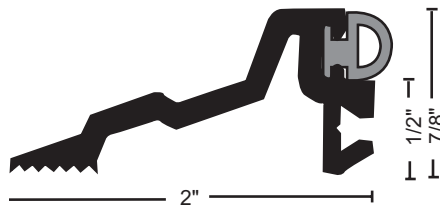
327 .60 lbs./ft.
327DKB .60 lbs./ft.



350 .83 lbs./ft.
350DKB .83 lbs./ft.



355 .79 lbs./ft.
355DKB .79 lbs./ft.



884B/S .48 lbs./ft.
884B/SDKB .48 lbs./ft.



MATERIALS & FINISHES

- Mill Aluminum
- DKB - Aluminum Dark Bronze/Black Anodized



OPTIONAL SIA SLIP-RESISTANT FINISH

For Use in Areas Where Conditions Can Be Hazardous and Safety Is a Priority.

FASTENERS

- #10 x 1-1/2" FH Zinc-Plated Wood Screws Furnished. Dark Bronze Supplied With DKB.



* When Installed With the Non-Beveled Edge Flush with Flooring, or Where No Greater Than 1/4" Vertical Rise Occurs

++ Designed for Thermal Break. Bumper Seal Not Available.



BUMPER SEAL

Seals Against the Door to Provide Weather Resistance

BUMPER SEAL OPTIONS

- V** Vinyl**
- N** Neoprene
- S** Gray Silicone

**Vinyl ("V") Supplied Unless Other Material Specified