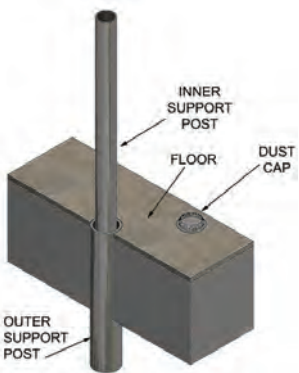
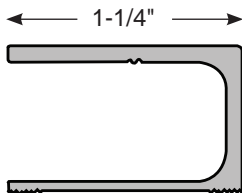


# FLOOD SHIELD

- ▶ 1/4" Marine Grade Aluminum Shield with Handle Cutouts.
- ▶ Closed Cell Neoprene Rubber Gaskets Installed on Bottom and Sides of Shield.
- ▶ Anodized Aluminum Mounting Channels.
- ▶ Universal Channels can Install Inside or Outside Mount.
- ▶ Dark Bronze Mounting Channels Available (Specify).
- ▶ Stainless Steel Springs Provide Seal Compression.
- ▶ #10 x 1 1/2" Stainless Steel Sheet Metal Screws.
- ▶ Complies with Guidelines of the Federal Emergency Management Agency (FEMA) and Federal Insurance and Mitigation Administration (FIMA) for Use on Doors in Flood Prone Areas.
- ▶ Lengths up to 96" Available.
- ▶ A Center Support Post is Recommended for Installations Over 50".
- ▶ A Threshold is Recommended if Sill is Not Smooth and Clean.
- ▶ Orders for this Product are Non-Changeable and Non-Cancellable.

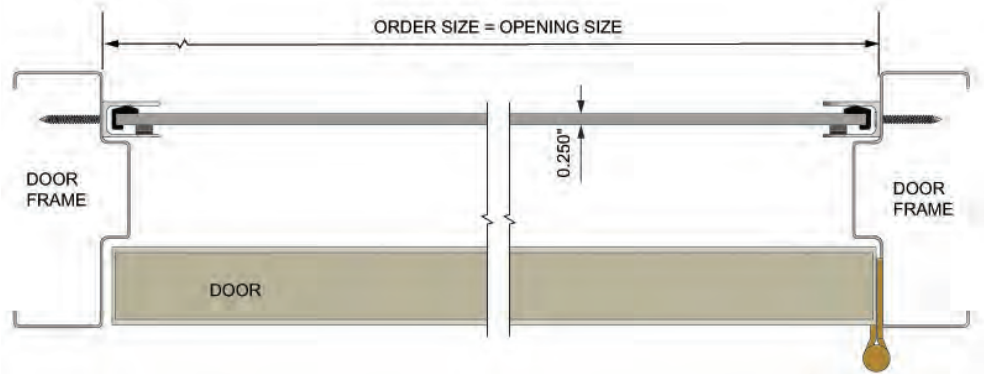
SKU	HEIGHT
FS10	10" high
FS22	22" high
FS34	34" high

## MOUNTING CHANNEL



FSSP *Optional Center Support & Cap*

## INSIDE MOUNT



## OUTSIDE MOUNT

