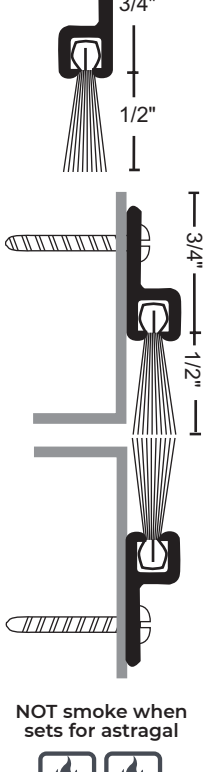




B606

Nylon Brush
Perimeter Seals



NOT smoke when
sets for astragal



See ngp.com for

All Applicable

Certifications for

this Product.



POSITIVE PRESSURE
TESTED GASKETING
MATERIALS FOR
FIRE DOORS FOR
APPLICATION TO
HOLLOW-METAL-
TYPE FIRE DOORS
RATED UP TO 3
HOURS AND WOOD-
TYPE FIRE DOORS
RATED UP TO
1½ HOURS.
CATEGORY J

SMOKE AND
DRAFT CONTROL
GASKETING
(CATEGORY H)
TESTED TO UL
1784; MEETS
REQUIREMENTS
OF NFPA 105, IBC
FOR USE ON "S"
LABEL DOORS.

S E A L

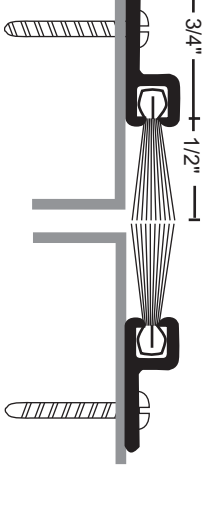
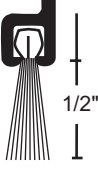
ngp.com
1-800-NGP-RUSH

FAX:
(800) 255-7874

QUOTES:
quotes@ngp.com



INSTALLATION INSTRUCTIONS



B606

1. Remove brush from metal retainer.
2. Cut brush to fit opening, using the cutting section of pliers or diagonal cutters. If bristles are not secure, use a drop of adhesive to secure the brush.
3. Cut the metal retainer to length.
4. Replace brush in metal retainer.
5. With door closed, position seal and mark screw holes.
6. Drill pilot holes for screws with a $\frac{7}{64}$ " bit.
7. Install with screws provided.
8. Slightly peen the bottom end of each retainer to secure the brush from moving.
9. Adjust position so brush is touching against door, but does not impede proper closing and latching of door.

ngp.com

1-800-NGP-RUSH

FAX: (800) 255-7874

QUOTES: quotes@ngp.com

MEMPHIS

4985 East Raines Road

Memphis, TN 38118

CARSON CITY

3689 Arrowhead Drive

Carson City, NV 89706