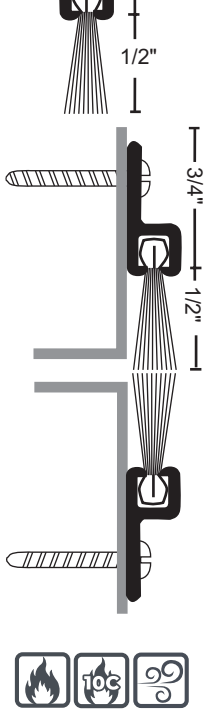




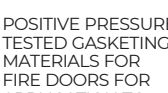
B606

Nylon Brush Seals



Smoke applies to Perimeter and Door Sweep only (not astragal sets)

See ngp.com for All Applicable Certifications for this Product.



POSITIVE PRESSURE TESTED GASKETING MATERIALS FOR FIRE DOORS FOR APPLICATION TO HOLLOW-METAL-TYPE FIRE DOORS RATED UP TO 3 HOURS AND WOOD-TYPE FIRE DOORS RATED UP TO 1½ HOURS. CATEGORY J & H (CATEGORY H APPLIES TO PERIMETER AND DOOR SWEEP APPLICATIONS ONLY)

PERIMETER AND DOOR SWEEP APPLICATION IS SMOKE AND DRAFT CONTROL GASKETING (CATEGORY H) TESTED TO UL 1784; MEETS REQUIREMENTS OF NFPA 105, IBC FOR USE ON "S" LABEL DOORS.



ngp.com
1-800-NGP-RUSH

FAX: (800) 255-7874

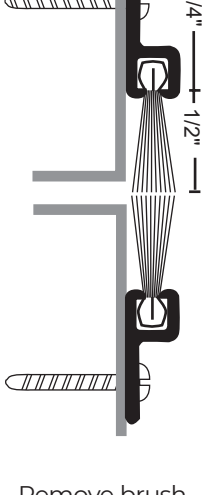
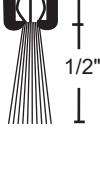
QUOTES: quotes@ngp.com

ORDERS: orders@ngp.com



INSTALLATION INSTRUCTIONS

B606



1. Remove brush from metal retainer.
2. Cut brush to fit opening, using the cutting section of pliers or diagonal cutters. If bristles are not secure, use a drop of adhesive to secure the brush.
3. Cut the metal retainer to length.
4. Replace brush in metal retainer.
5. With door closed, position seal and mark screw holes.
6. Drill pilot holes for screws with a $\frac{7}{64}$ " bit.
7. Install with screws provided.
8. Slightly peen the bottom end of each retainer to secure the brush from moving.
9. Adjust position so brush is touching against door, but does not impede proper closing and latching of door.

ngp.com

1-800-NGP-RUSH

FAX: (800) 255-7874

QUOTES: quotes@ngp.com

ORDERS: orders@ngp.com