

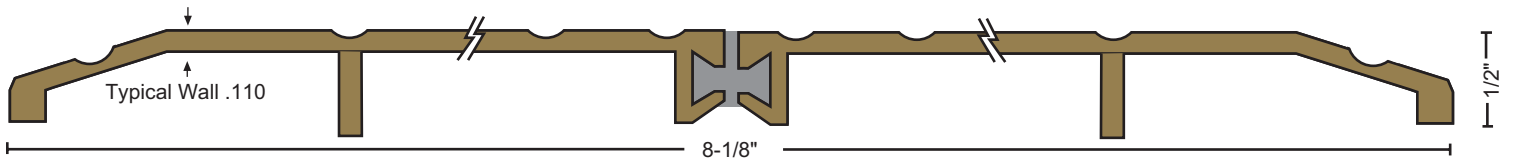
# ARCHITECTURAL BRONZE

## THERMAL BREAK SADDLE THRESHOLDS

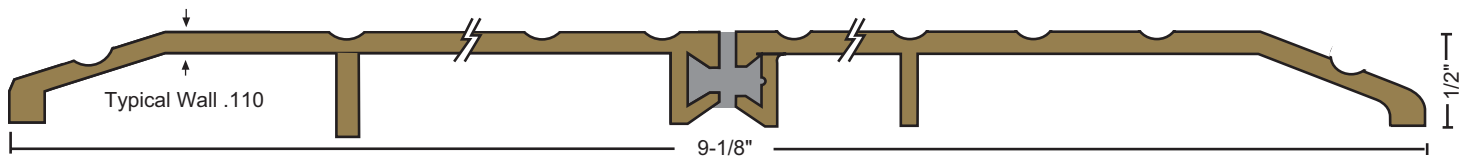
All Products On This Page



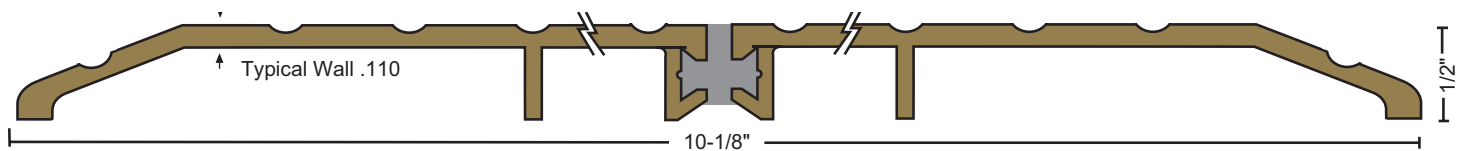
Thermal Break Thresholds Feature a Rigid Thermoplastic Spline, Creating a Separation to Prevent the Transfer of Outside Temperature and Frost Through the Threshold.



**8428BR** 3.62 lbs./ft.



**8429BR** 4.16 lbs./ft.



**8430BR** 4.70 lbs./ft.

### MATERIALS & FINISHES

Architectural Bronze Satin Finish (728) Similar to US4.

#### Optional Finishes

- POL - Polished (721)
- DKB - Dark Oxidized Oil Rubbed (722) Similar to US10B



### OPTIONAL SIA SLIP-RESISTANT FINISH

For Use in Areas Where Conditions Can Be Hazardous and Safety Is a Priority.

### FASTENERS

- #10 X 1-1/2" Solid Brass Wood Screws Furnished. Antique Bronze Finish Screws Provided With Dark Bronze Thresholds.