

DOOR EDGES AND ASTRAGALS



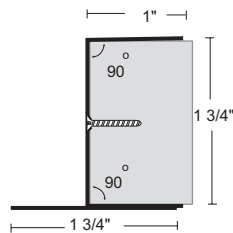
NGP Order Form (Page EA10) Indicating Model Number, Hand, Net Length, Hardware Preps, and Precise Hardware Locations Must Accompany All Orders.

- 20 Ga. Cold Rolled Steel on Edges
- 18 Ga. Cold Rolled Steel on Astragal Welded to Edges
- For 1 3/4" Thick Doors (Inside Dim. 1 3/4" Actual)
- #8 x 3/4" Flat Undercut Phillips Head SMS
- Standard Finish = Tan (T) Powder Coat

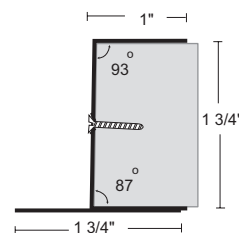
Available Options:

- Powder Coat Color Options - See Page EA2
- Stainless Steel 20 Ga., Type 304, #4 Brushed Finish - Suffix SS"
- Galvanneal
- Torx Security Screws
- Special Door Thickness: Available from 1 3/8" to 2 1/4"
- Lead Lining 1/16" Thick

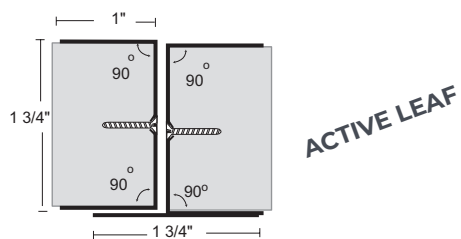
ASTRAGAL ON ACTIVE LEAF



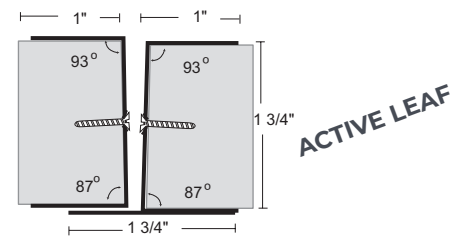
550 SINGLE ASTRAGAL SQUARE EDGE



552 SINGLE ASTRAGAL BEVELED EDGE



551 ASTRAGAL SET SQUARE EDGE



553 ASTRAGAL SET BEVELED EDGE

Astragals Mounted on Active Leaf that are Prepped for a Lockset Will Be Notched for the Strike Lip, Unless Specified Otherwise.