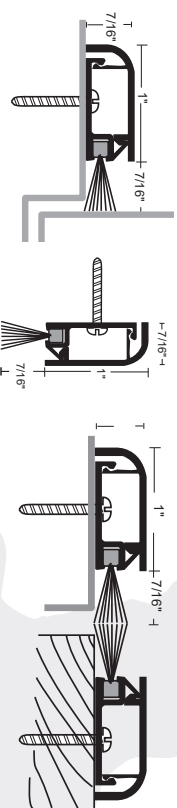


NCP

675

Concealed Fastener Nylon Brush Seal



SEAL



BHMA
CERTIFIED



POSITIVE PRESSURE TESTED GASKETING MATERIALS FOR
FIRE DOORS FOR APPLICATION TO HOLLOW-METAL-TYPE
FIRE DOORS RATED UP TO 3 HOURS AND WOOD-TYPE
FIRE DOORS RATED UP TO 1½ HOURS. CATEGORY H.
(675N ALL APPLICATIONS, 675 PERIMETER & DOOR SWEEP
ONLY). CAT J (675 ASTRAGAL APPLICATIONS) ONLY

SMOKE AND DRAFT CONTROL
GASKETING (CATEGORY H) TESTED TO
UL 1784; MEETS REQUIREMENTS OF
NFPA 105, IBC FOR USE ON "S" LABEL
DOORS. (675N ALL APPLICATIONS, 675
PERIMETER & DOOR SWEEP ONLY)

- Aluminum Alloy 6063, T5 Temper
- Flame/Moisture Resistant
- #6 X ¾" Stainless Steel Sheet Metal Screws Furnished

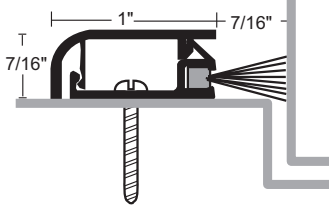
ngp.com

1-800-NCP-RUSH

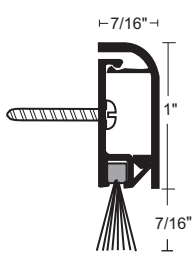
See ngp.com for All Applicable
Certifications for this Product.

INSTALLATION INSTRUCTIONS

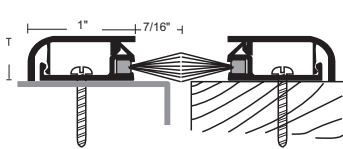
675



Perimeter Seal



Sweep



Astragal

1. Remove brush from metal retainer.
2. Cut brush to fit opening, using the cutting section of pliers or diagonal cutters. If bristles are not secure, use a drop of adhesive to secure the brush.
3. Cut the metal retainer to length.
4. Replace brush in metal retainer.
5. With door closed, position seal and mark screw holes.
6. Drill pilot holes for screws with a $\frac{7}{64}$ " bit.
7. Install with screws provided.
8. Slightly peen the bottom end of each retainer to secure the brush from moving.
9. Adjust position so brush is touching against door, but does not impede proper closing and latching of door.



ngp.com

1-800-NGP-RUSH

FAX: (800) 255-7874

QUOTES: quotes@ngp.com

ORDERS: orders@ngp.com

MEMPHIS

4985 East Raines Road

Memphis, TN 38118

CARSON CITY

3689 Arrowhead Drive

Carson City, NV 89706