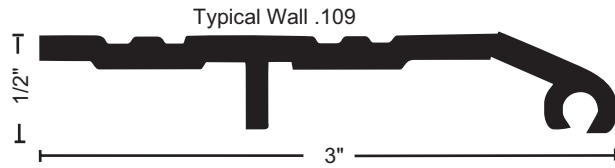


# Half Saddle Thresholds

All Products this page



\* when installed with the non-beveled edge flush with flooring, or where no greater than 1/4" vertical rise occurs.



323 .56 lbs./ft.  
323DKB .56 lbs./ft.



**VINYL FOOT SEAL OPTION:**  
used instead of caulking to increase the weather resistance of the threshold. Specify on order.

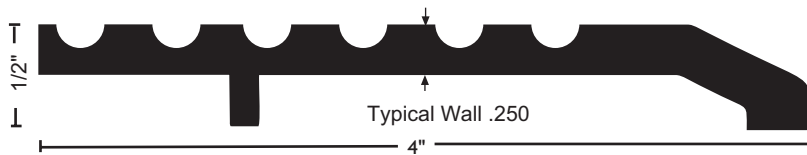


### BUMPER SEAL

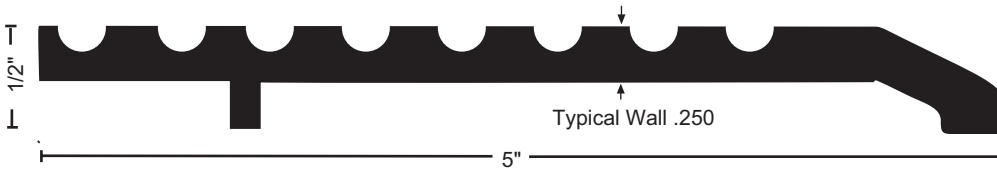
Seals against the door providing weather resistance

Vinyl ("V") supplied unless other material specified

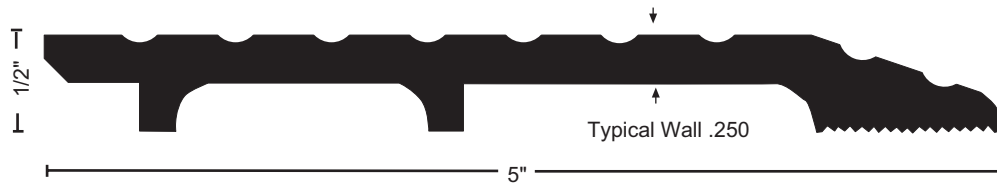
Options:  
NGP-TPV ("N")  
Silicone ("S")



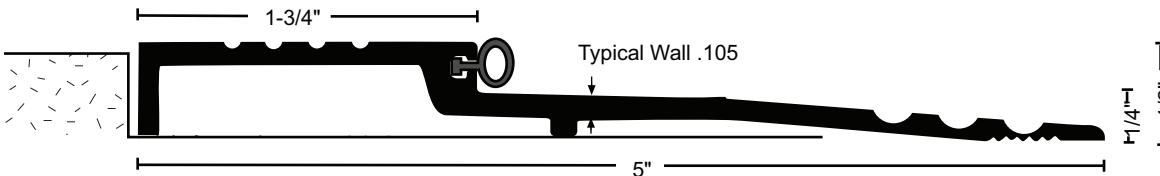
324 1.20 lbs./ft.  
324DKB 1.20 lbs./ft.



325 1.32 lbs./ft.  
325DKB 1.32 lbs./ft.



325HD 1.65 lbs./ft.  
325HDDKB 1.65 lbs./ft.



898 .72 lb./ft.  
898DKB .72 lb./ft.



### MATERIALS & FINISHES

- Aluminum mill finish
- DKB - Aluminum dark bronze finish



• Optional: Slip Resistant SIA Finish

### FASTENERS

#10 x 1-1/2" FH zinc plated wood screws furnished. Dark bronze supplied with DKB thresholds.