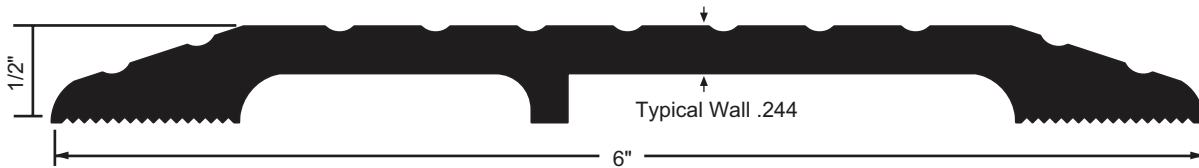


Heavy Duty Thresholds

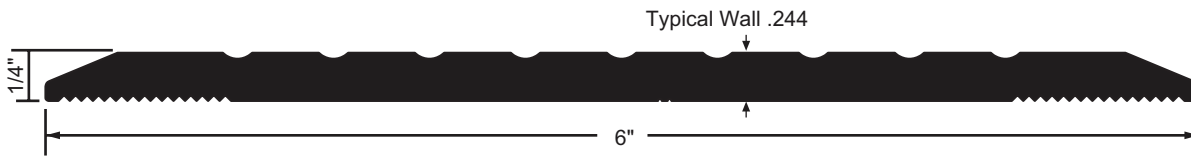
All thresholds this page   



- For use where forklift or vehicular traffic occurs
- Recommended for delivery/storage doorways where heavier loads travel
- Optional "SIA" slip-resistant finish recommended in moisture prone areas

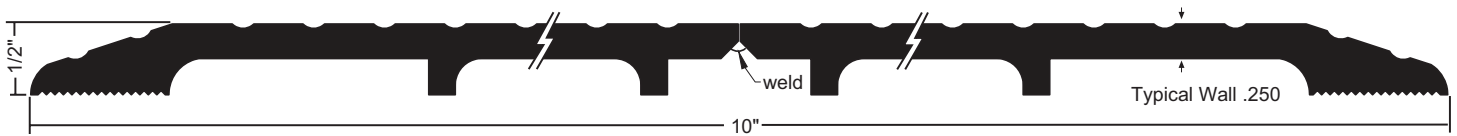


426HD 1.98 lbs./ft.
426HDDKB 1.98 lbs./ft.



613HD 1.66 lbs./ft.
613HDDKB 1.66 lbs./ft.

BHMA certified to ANSI/BHMA A156.21 Heavy Duty 10,000 lb. load test.



325HD x 325HD Welded 3.33 lbs./ft.
325HDDKB x 325HDDKB Welded 3.33 lbs./ft.

BHMA certified to ANSI/BHMA A156.21 Heavy Duty 10,000 lb. load test.



MATERIALS & FINISHES

- Aluminum mill finish
- DKB - Aluminum dark bronze finish



• Optional: Slip Resistant SIA Finish

FASTENERS

#10 x 1-1/2" FH zinc plated wood screws furnished. Dark bronze supplied with DKB thresholds.