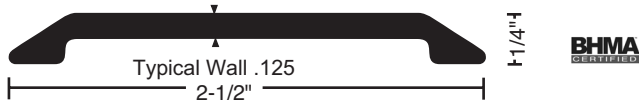


Smooth Surface Thresholds

Recommended to provide the best results where automatic door bottoms are used.

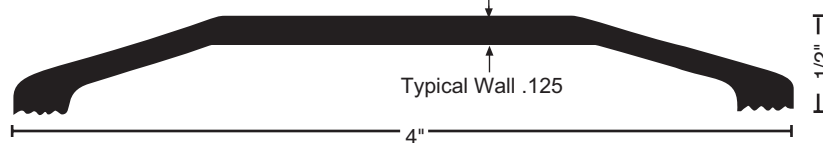
All thresholds this page   



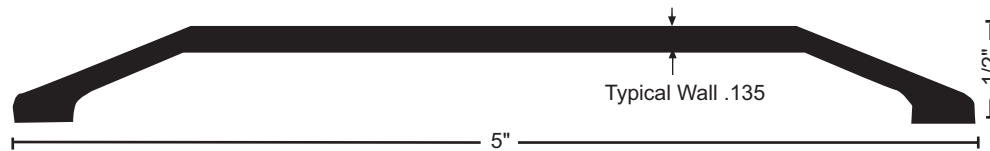
410 .36 lbs./ft.
410DKB .36 lbs./ft.




411 .50 lbs./ft.
411DKB .50 lbs./ft.



412 .63 lbs./ft.
412DKB .63 lbs./ft.



512 .82 lbs./ft.
512DKB .82 lbs./ft.



111 .93 lbs./ft.
111DKB .93 lbs./ft.

MATERIALS & FINISHES

- Aluminum mill finish
- DKB - Aluminum dark bronze finish



- Optional: Slip Resistant SIA Finish

FASTENERS

#10 x 1-1/2" FH zinc plated wood screws furnished. Dark bronze supplied with DKB thresholds.