

## Floor Closer Thresholds

Thresholds can be fabricated for use with any floor closer. They are available in aluminum, bronze, or stainless steel in several finishes including slip resistant (SIA) finish.

Specify when ordering:

- Type x number (i.e. Type 3 x 427E)
- Material and finish
- Door opening width
- Door thickness if other than 1-3/4"
- Handing (Door Handing)
- Closer manufacturer
- Closer model number

### TYPES 1, 3, & 4

#### ALUMINUM

1/2" x 7"	427E
1/2" x 8"	428E
1/4" x 7"	713
1/4" x 8"	813
1/2" x 9"	429E
1/2" x 10"	430E
1/4" x 9"	913
1/4" x 10"	1013

#### ARCHITECTURAL BRONZE

1/2" x 7"	427BR
1/2" x 8"	428BR
1/4" x 7"	713BR
1/4" x 8"	813BR

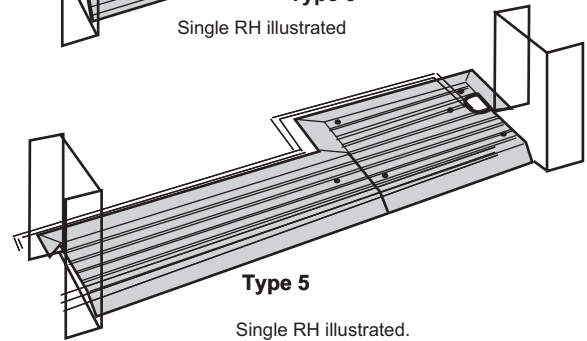
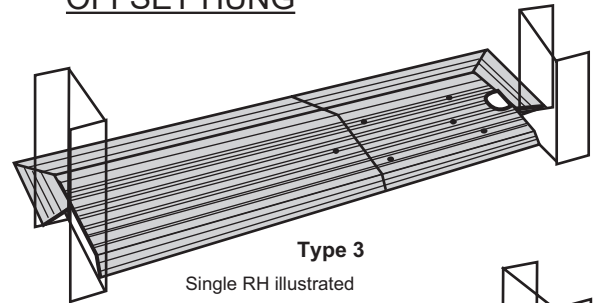
### TYPE 5

#### ALUMINUM

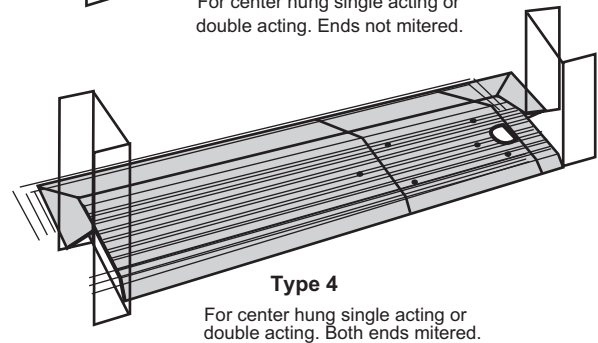
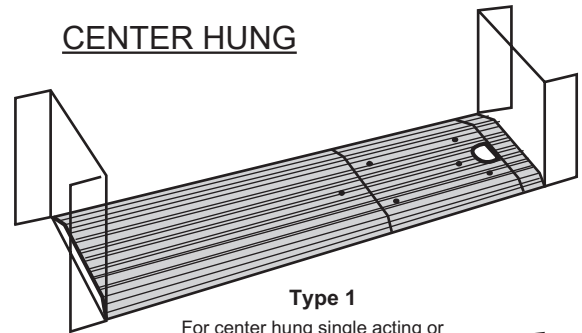
1/2" x 7" x 4"	427E x 424E	1/2" x 7" x 4"	427BR x 424BR
1/4" x 7" x 4"	713 x 413	1/4" x 7" x 4"	713BR x 413BR
1/2" x 8" x 5"	428E x 425E	1/2" x 8" x 5"	428BR x 425BR
1/4" x 8" x 5"	813 x 513	1/4" x 8" x 5"	813BR x 513BR

#### ARCHITECTURAL BRONZE

### OFFSET HUNG




### CENTER HUNG



Other thresholds and custom assemblies may be prepped for floor closers. Consult factory for custom applications.

Special Finishes available

- Polished, suffix "POL"
- Dark oxidized bronze US10B, suffix "DKB"
- Slip-resistant SIA finish, suffix "SIA" 

Stainless steel available

- Specify type (1, 3 or 4) x stainless steel threshold model number

#304, Mill finish

Optional Finishes:

- Polished US32, 629, suffix "POL"
- Brushed US32D, 630, suffix "Brushed"