

Interlocking Ramp Components

Ramps Comply with:

- ADA Standards for Accessible Design
- ICC/ANSI A117.1 Accessible and Usable Buildings and Facilities

Requirements:

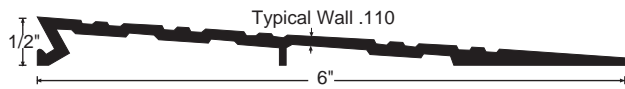
- Maximum Threshold Height = 1/2"
- Thresholds above 1/4" must be beveled with a slope no greater than 1:2
- Height changes over 1/2" require use of a ramp with slope not steeper than 1:12

All products this page

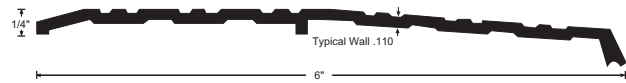


When installed as part of interlocking ramp assembly.

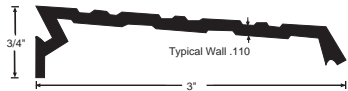
illustrations shown at 50%



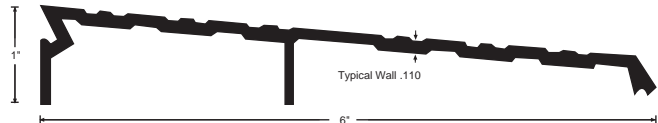
R50 .94 lbs./ft.
R50DKB .94 lbs./ft.



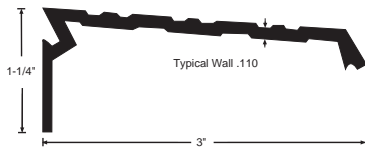
957 .93 lbs./ft.
957DKB .93 lbs./ft.



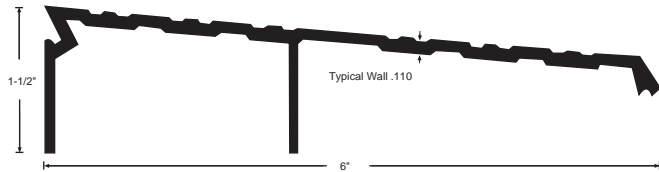
953 .69 lbs./ft.
953DKB .69 lbs./ft.



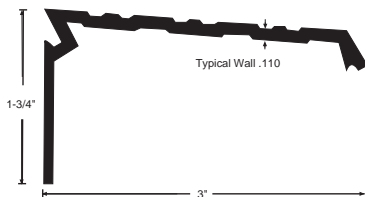
954 1.12lbs./ft.
954DKB 1.12 lbs./ft.



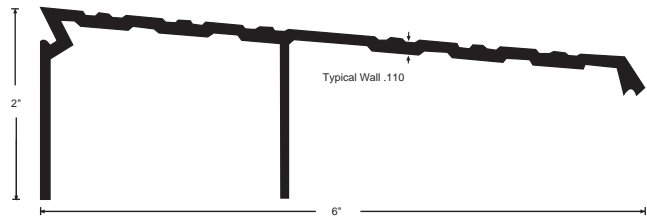
955 .71 lbs./ft.
955DKB .71 lbs./ft.



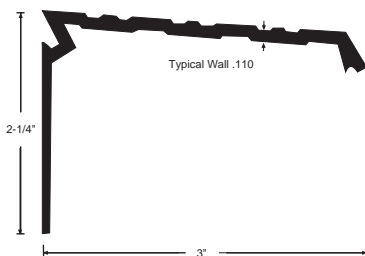
962 1.23lbs./ft.
962DKB 1.23lbs./ft.



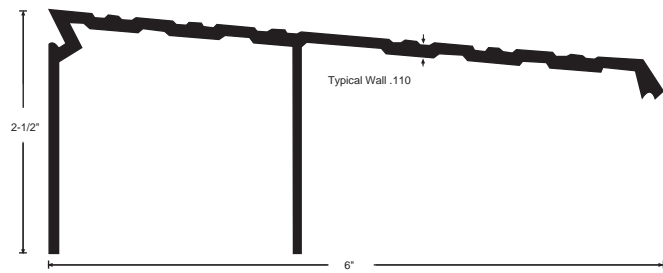
951 .71lbs./ft.
951DKB .71 lbs./ft.



961 1.34 lbs./ft.
961DKB 1.34 lbs./ft.



959 .79 lbs./ft.
959DKB .79 lbs./ft.



960 1.76 lbs./ft.
960DKB 1.76 lbs./ft.



All products pages T24 and T25

Illustrations shown at 50%

ADA Compliant Interlocking Ramps

Return Closed Ends for Ramps

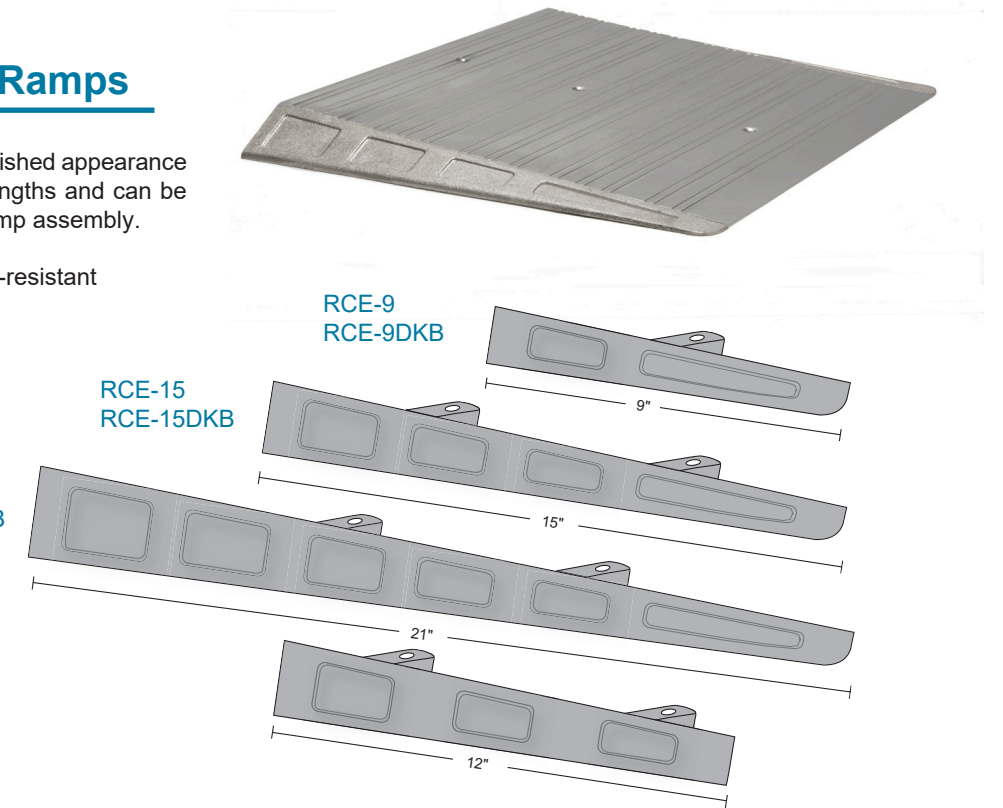
Return closed ends provide an attractive finished appearance to ramps. They are available in several lengths and can be field trimmed to accommodate any size ramp assembly.

RCE's are also available with slip-resistant "SIA" finish (suffix "SIA").

RCE-21
RCE-21DKB

RCE-15
RCE-15DKB

RCE-9
RCE-9DKB



RCE-30 (includes RCE-21 + 12" extension)
 RCE-30DKB (includes RCE-21 + 12" extension)

MATERIALS & FINISHES

- Aluminum mill finish
- DKB - Aluminum dark bronze finish

• Optional: Slip Resistant SIA Finish