


ADA Compliant Interlocking Ramps

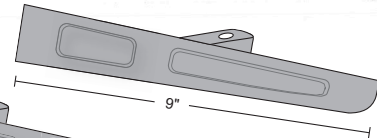
Return Closed Ends for Ramps

Return closed ends provide an attractive finished appearance to ramps. They are available in several lengths and can be field trimmed to accommodate any size ramp assembly.

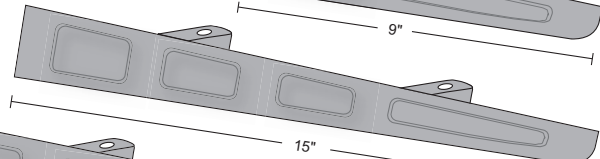
 RCE's are also available with slip-resistant "SIA" finish (suffix "SIA").



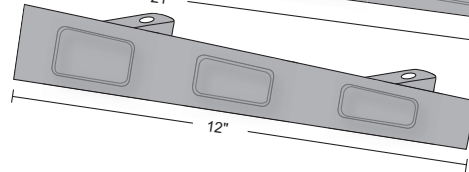
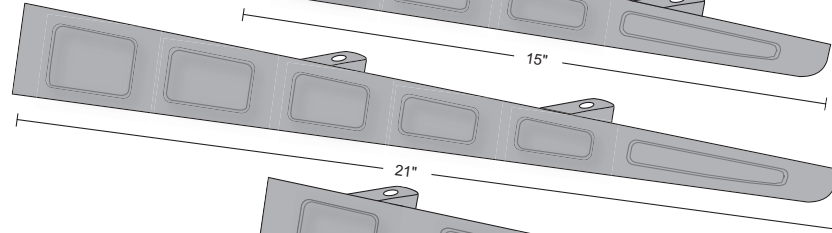
RCE-9
RCE-9DKB




RCE-15
RCE-15DKB



RCE-21
RCE-21DKB



RCE-30 (includes RCE-21 + 12" extension)
RCE-30DKB (includes RCE-21 + 12" extension)



MATERIALS & FINISHES

- Aluminum mill finish
- DKB - Aluminum dark bronze finish



• Optional: Slip Resistant SIA Finish