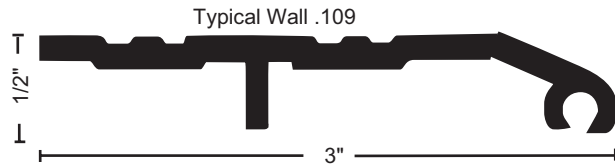


Half Saddle Thresholds

All Products this page



* when installed with the non-beveled edge flush with flooring, or where no greater than 1/4" vertical rise occurs.



323 .56 lbs./ft.
323DKB .56 lbs./ft.



VINYL FOOT SEAL OPTION:
used instead of caulking to increase the weather resistance of the threshold. Specify on order.

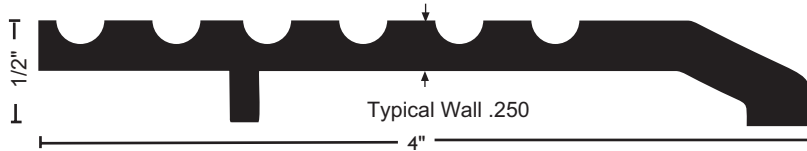


BUMPER SEAL

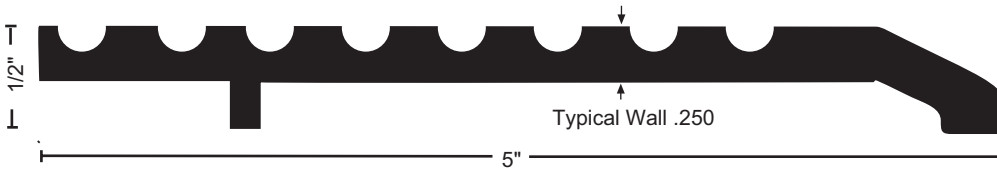
Seals against the door providing weather resistance

Vinyl ("V") supplied unless other material specified

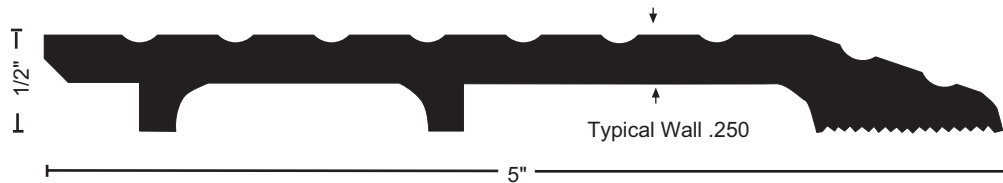
Options:
NGP-TPV ("N")
Silicone ("S")



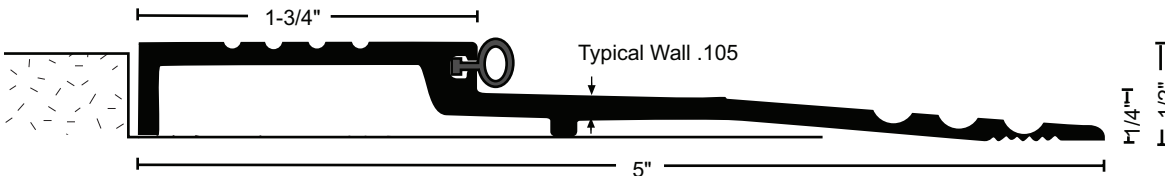
324 1.20 lbs./ft.
324DKB 1.20 lbs./ft.



325 1.32 lbs./ft.
325DKB 1.32 lbs./ft.



325HD 1.65 lbs./ft.
325HDDKB 1.65 lbs./ft.



898 .72 lb./ft.
898DKB .72 lb./ft.



MATERIALS & FINISHES

- Aluminum mill finish
- DKB - Aluminum dark bronze finish



• Optional: Slip Resistant SIA Finish

FASTENERS

#10 x 1-1/2" FH zinc plated wood screws furnished. Dark bronze supplied with DKB thresholds.