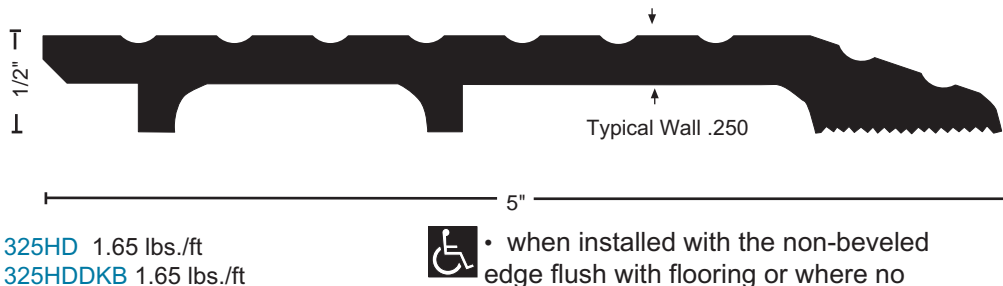
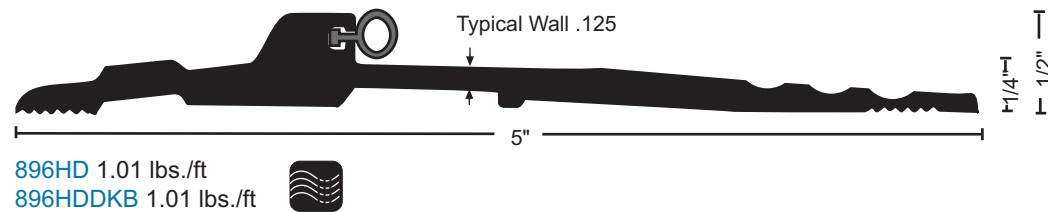
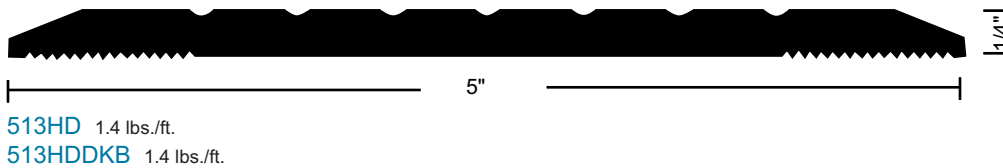
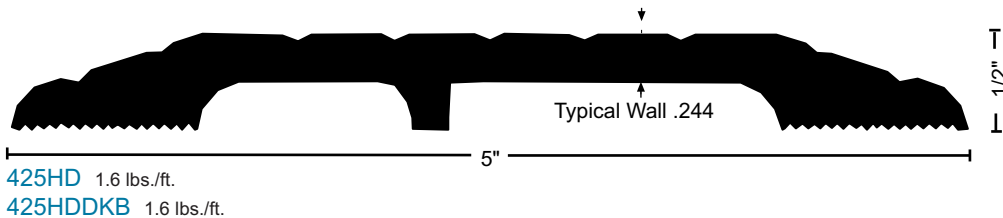


Heavy Duty Thresholds

All thresholds this page



- For use where forklift or vehicular traffic occurs
- Recommended for delivery/storage doorways where heavier loads travel
- BHMA certified to ANSI A156.21 Heavy Duty 10,000 lb. load test
- Optional "SIA" slip-resistant finish recommended in moisture prone areas.



• when installed with the non-beveled edge flush with flooring or where no greater than 1/4" vertical rise occurs



BUMPER SEAL

Seals against the door providing weather resistance

Vinyl ("V") supplied unless other material specified

Options:

NGP-TPV ("N")
Silicone ("S")

MATERIALS & FINISHES

- Aluminum mill finish
- DKB - Aluminum dark bronze finish



• Optional: Slip Resistant SIA Finish

FASTENERS

#10 x 1-1/2" FH zinc plated wood screws furnished. Dark bronze supplied with DKB thresholds.