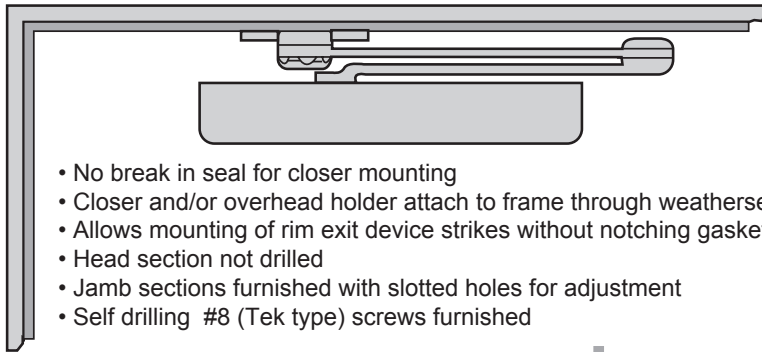


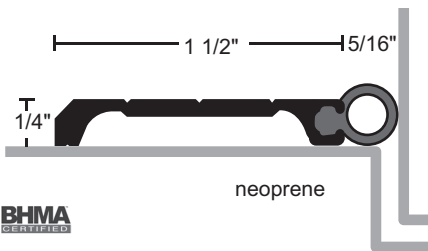
Perimeter Seals Compatible with Parallel Arm Closers



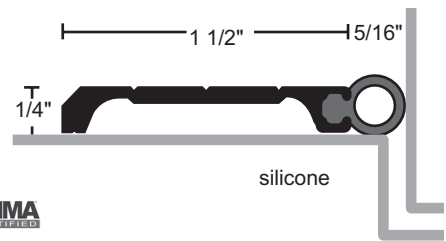
- No break in seal for closer mounting
- Closer and/or overhead holder attach to frame through weatherseal section. Install seal first
- Allows mounting of rim exit device strikes without notching gasketing
- Head section not drilled
- Jamb sections furnished with slotted holes for adjustment
- Self drilling #8 (Tek type) screws furnished

A - anodized aluminum
B - gold
DKB - dark bronze
no suffix - mill aluminum
vinyl & pile are gray
neoprene, silicone, & polyurethane are black, silicone+ is tan

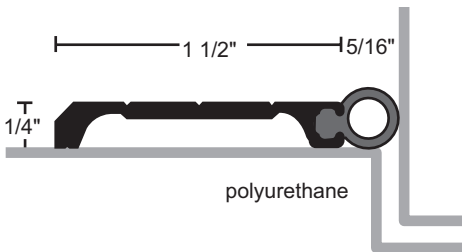
700EN
700ENDKB



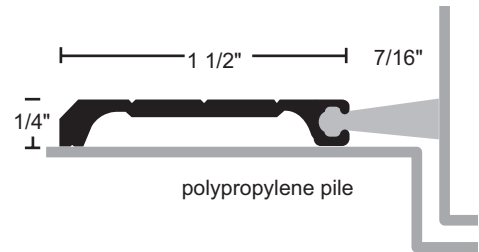
700ES
700ESDKB



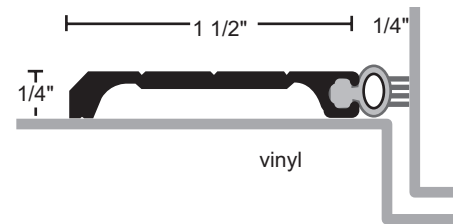
700EU
700EUDKB



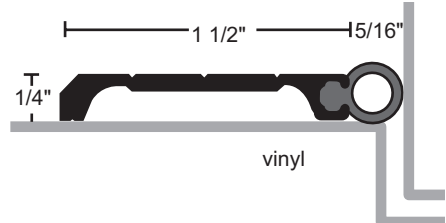
701EP
701EPDKB



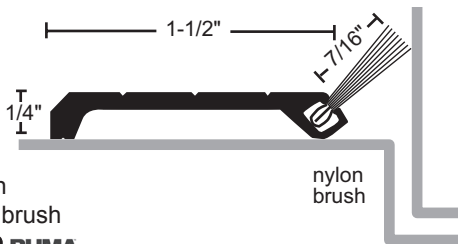
704EV
704EVDKB



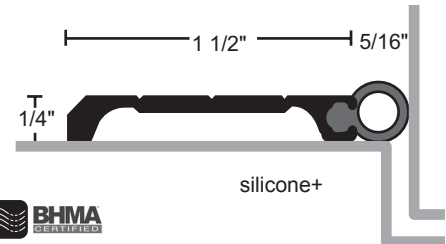
705EV
705EVDKB



706E - gray brush
706EDKB - black brush



9700E
9700EDKB



9706E - gray brush
9706EDKB - black brush

