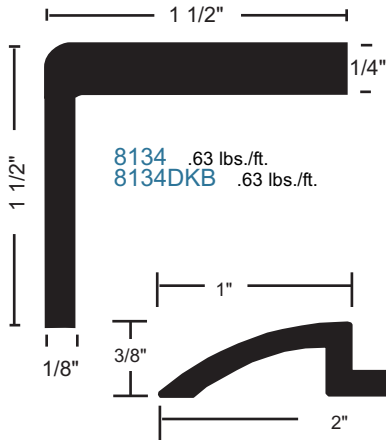
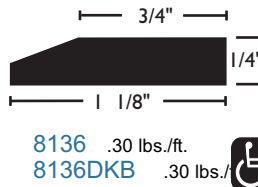



Edge Components

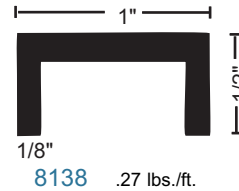
All products this page   



8134 .63 lbs./ft.
8134DKB .63 lbs./ft.




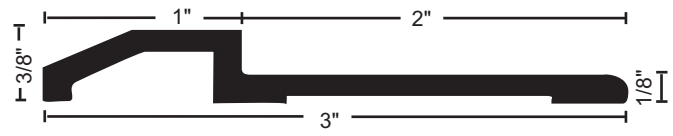
8136 .30 lbs./ft.
8136DKB .30 lbs./ft. 




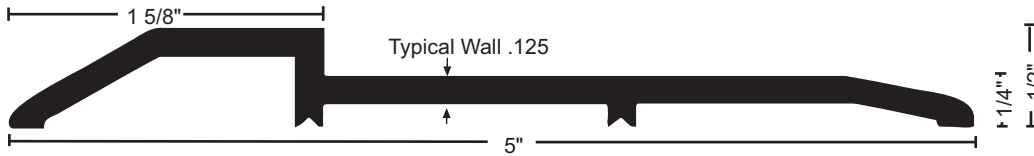
8138 .27 lbs./ft.




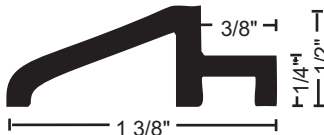
8133 .31 lbs./ft.
8133DKB .31 lbs./ft. 




8139 .44 lbs./ft.
8139DKB .44 lbs./ft. 




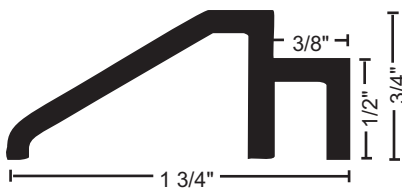
882 .83 lbs./ft.
882DKB .83 lbs./ft. 



8137 .26 lbs./ft.
8137DKB .26 lbs./ft. 



8140 .28 lbs./ft.
8140DKB .28 lbs./ft. 



8141 .34 lbs./ft.
8141DKB .34 lbs./ft.



8152 .44 lbs./ft.
8152DKB .44 lbs./ft.

Bar Supports

used as support under threshold assemblies

