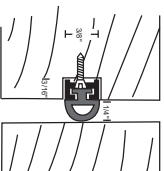
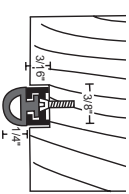


NCP

T36

Door Bottom Seal or
Mortised Astragal



SEAL



BHMA
CERTIFIED

See ngp.com for All Applicable

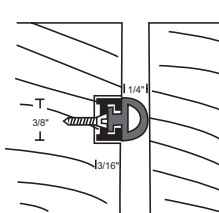
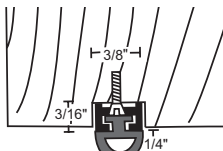
Certifications for this Product.

- Aluminum Alloy 6063, T5 Temper
- Flame/Moisture Resistant
- Mortise $\frac{7}{16}$ " Wide x Desired Depth

ngp.com
1-800-NCP-RUSH

INSTALLATION INSTRUCTIONS

136



1. Cut seal to length.
2. Prepare the door by mortising $\frac{7}{16}$ " wide x depth desired to properly seal the gap.
3. Remove gasket material from metal retainer by sliding out the end.
4. Install metal retainer into mortised portion of door and fasten with screws provided.
5. Replace gasket material by sliding into metal retainer.
6. Adjust seal so it does not impede proper closing and latching of door.



ngp.com

1-800-NGP-RUSH

FAX: (800) 255-7874

QUOTES: quotes@ngp.com

ORDERS: orders@ngp.com

MEMPHIS

4985 East Raines Road

Memphis, TN 38118

CARSON CITY

3689 Arrowhead Drive

Carson City, NV 89706