
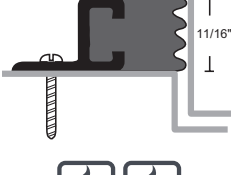




108

Closed Cell Sponge Seal



See ngp.com for
All Applicable
Certifications for
this Product.



POSITIVE PRESSURE
TESTED GASKETING
MATERIALS FOR
FIRE DOORS FOR
APPLICATION TO
HOLLOW-METAL-
TYPE FIRE DOORS
RATED UP TO 3
HOURS AND WOOD-
TYPE FIRE DOORS
RATED UP TO 1½
HOURS.
CATEGORY H

SMOKE AND
DRAFT CONTROL
GASKETING
(CATEGORY H)
TESTED TO UL
1784; MEETS
REQUIREMENTS
OF NFPA 105, IBC
FOR USE ON "S"
LABEL DOORS.



ngp.com
1-800-NGP-RUSH

FAX:
(800) 255-7874

QUOTES:
quotes@ngp.com

ORDERS:
orders@ngp.com



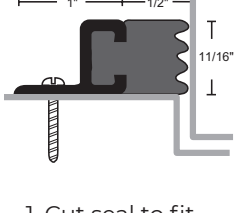
INSTALLATION INSTRUCTIONS



WARNING:

These products can expose you to chemicals including chloroprene or DINP Diisononyl phthalate, which are known to the State of California to cause cancer and/or developmental and reproductive harm. For more information, go to P65Warnings.ca.gov.

108



1. Cut seal to fit.
2. With door closed, position seal, Mark screw holes.
3. Drill pilot holes for screws using a $\frac{7}{64}$ " drill bit.
4. Install with screws provided in all mounting holes, working from one end to the other.
5. Adjust position so that gasket is slightly compressed against door but does not impede proper closing and latching.

ngp.com

1-800-NGP-RUSH

FAX: (800) 255-7874

QUOTES: quotes@ngp.com

ORDERS: orders@ngp.com