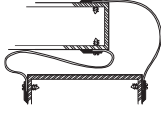
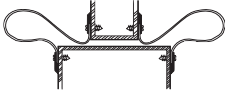




1000R

Safety Seal for
Double-Acting
Doors



- ▶ Aluminum Alloy 6063, T5 Temper
- ▶ Flame/Moisture Resistant
- ▶ #6 x 3/4" Stainless Steel SMS Furnished
- ▶ Screw Holes Slotted For Adjustment

U

M

A

F

ngp.com

1-800-NGP-RUSH

FAX:

(800) 255-7874

QUOTES:

quotes@ngp.com

ORDERS:

orders@ngp.com



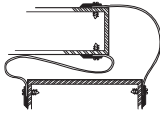
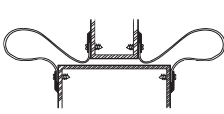
INSTALLATION INSTRUCTIONS

1. Cut seal to fit.
2. Position seal and mark screw holes.
3. Drill pilot holes using $\frac{7}{64}$ " drill bit.
4. Install with screws provided in all mounting holes, working from one end to the other.

APPLICATION

WARNING:

Do not drill through gasketing material. Drill bit will damage material.



ngp.com

1-800-NGP-RUSH

FAX: (800) 255-7874

QUOTES: quotes@ngp.com

ORDERS: orders@ngp.com

NGP MEMPHIS

4985 East Raines Road

Memphis, TN 38118

CARSON CITY

3689 Arrowhead Drive

Carson City, NV 89706