



For the complete list of Aluminum Sliding Door Hardware, the most up-to-date product information and installation instructions, scan the QR code or visit [ngp.com](http://ngp.com).



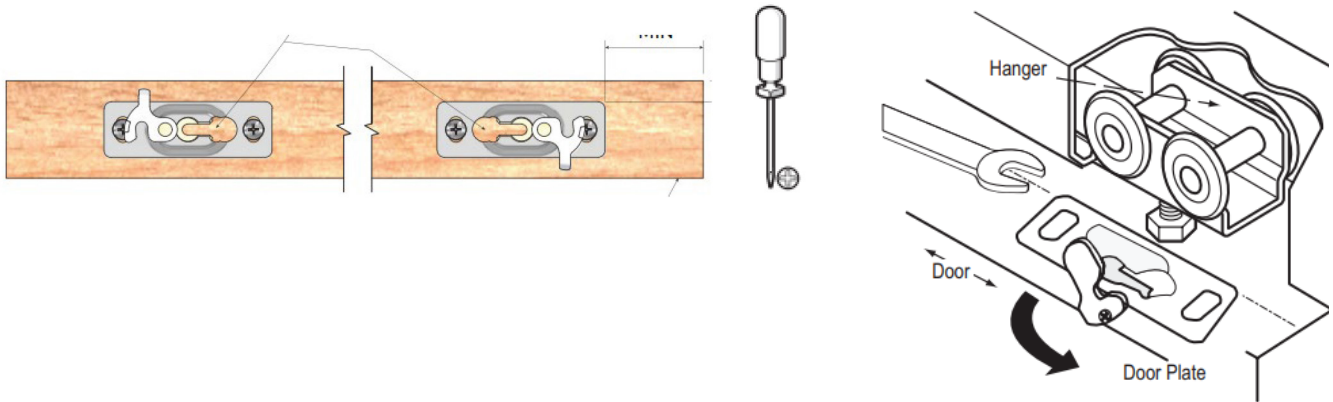
# SLAL-250 SERIES

Commercial Aluminum Sliding Track Hardware

## CARE AND MAINTENANCE

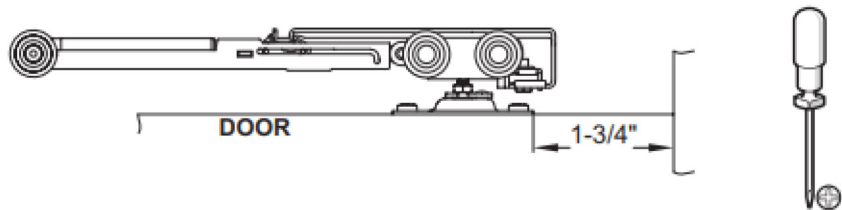
### Hangers

Check hanger bracket mounting screws for tightness every 6 months at door top edge.  
Check hangers for adjustment every 6 months



### Soft Close Actuator

Check soft close actuator fasteners for tightness every 6 months (available on soft close systems only)



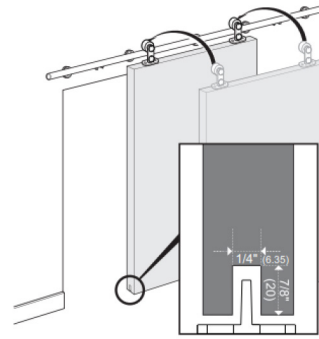
### Track Stops

Check track stop fasteners for tightness every 6 months



## Bottom Mortised Guide

Ensure bottom guide route in bottom door edge is free of obstruction or debris



## Cleaning

We recommend dry dusting or wiping with a light soap and water solution



NGP-TRACK-STOP-SLAL-250-CARE-0225-A



MEMPHIS | CARSON CITY

### NATIONAL GUARD PRODUCTS, INC.

#### MEMPHIS

4985 East Raines Road  
Memphis, TN 38118

#### CARSON CITY

3689 Arrowhead Drive  
Carson City, NV 89706

**Fax:** (800) 255-7874

**Email:** [info@ngp.com](mailto:info@ngp.com)

**Quotes:** [quotes@ngp.com](mailto:quotes@ngp.com)

**Orders:** [orders@ngp.com](mailto:orders@ngp.com)

**ngp.com**  
**1-800-NGP-RUSH**