



For the complete list of GapGuard Fire Door Accessories, the most up-to-date product information and installation instructions, scan the QR code or visit ngp.com.



GAPGUARD

Fire Door Accessories

SOLVING FIRE DOOR NON-COMPLIANCES

EXCESSIVE GAP

DOOR JAMB (LATCH & HINGE SIDE)

OPTION 1: GAP90


- If excessive gap is $\frac{3}{8}$ " or less
- If soffit depth **greater than $1\frac{3}{8}$ "**
- Where used: applied to frame

NOTE: all three components must be used at location of excessive gap

OPTION 2: GAP90N

- If excessive gap is $\frac{3}{8}$ " or less
- If soffit depth is **equal to or less than $1\frac{3}{8}$ "**
- Where used: applied to frame

NOTE: All three components must be used at location of excessive gap.



EXCESSIVE GAP

DOOR BOTTOM

OPTION 1: 9590 DOOR BOTTOM GAP

- If excessive gap is $1\frac{1}{2}$ " or less
- Where used: applied to the bottom of the door, attached to both faces of the door

NOTE: No moving parts. More visible than 9595.

OPTION 2: 9595 DOOR BOTTOM GAP

- If excessive gap is $1\frac{3}{8}$ " or less
- Where used: applied to the bottom of the door, attached to only one face of the door, or underneath the bottom rail

NOTE: Assembly moves $\frac{3}{8}$ " to accommodate uneven floors. Less visible than 9590.



EXCESSIVE GAP

DOOR TOP

OPTION 1: GAP90

- If excessive gap is $\frac{3}{8}$ " or less
- If soffit depth **greater than $1\frac{3}{8}$ "**
- Where used: applied to frame

NOTE: all three components must be used at location of excessive gap


OPTION 2: GAP90N

- If excessive gap is $\frac{3}{8}$ " or less
- If soffit depth is **equal to or less than $1\frac{3}{8}$ "**
- Where used: applied to frame

NOTE: All three components must be used at location of excessive gap.

OPTION 3: 9990 DOOR TOP GAP

- If excessive gap is $\frac{1}{2}$ " or less
- If parallel arm closer is used
- Where used: applied to the top of door, attached to both faces of the door



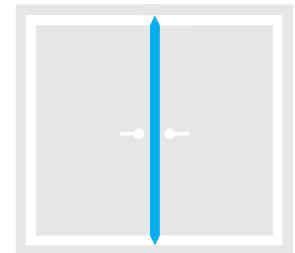
EXCESSIVE GAP

PAIRS (MEETING EDGE)

OPTION 1: GAP90-ME

- If excessive gap is $\frac{3}{8}$ " or less
- Where used: applied to the meeting edge of one of the doors
- Key detail: refer to installation instructions for wood door vs metal door

NOTE: Formed metal edge can be flattened as needed to maintain consistent reveal.



GAPGUARD

SOLVING FIRE DOOR NON-COMPLIANCES (continued)

HOLES IN DOOR

FACE OF DOOR

OPTION 1: FIRE CAULK

- If hole is ½" or less
- Where used: on the face of the door to fill holes (typically left from hardware fasteners)

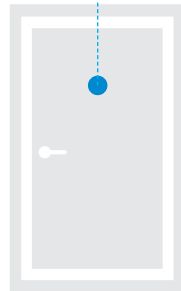
NOTE: Mostly for use on wood doors, but UL Listed for metal doors and frames as well.

OPTION 2: HP90-0.5, HP90-1.0, HP90-1.5, HP90-2.0 FILLER PLUGS

- Where used: on the face of the door to fill holes (typically left from hardware fasteners)

NOTE: Must be used with Fire Caulk. Mostly for use on wood doors, but UL Listed for metal doors and frames as well.

APPLICABLE
IN VARIOUS
LOCATION(S)

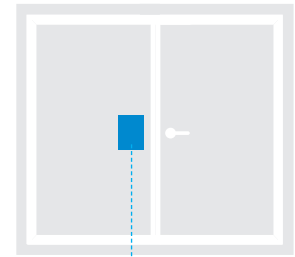


HARDWARE PREP FILLER

HARDWARE PREP LOCATION

OPTION 1: HP90-CYL

- If cylindrical hardware prep needs filled
- Where used: at location of existing cylindrical lockset hardware prep



APPLICABLE IN VARIOUS
LOCATION(S)

NOTE: Kit includes fire caulk, filler panel, edge filler plates for door and frame, and hardware. Mostly for use on wood doors, but UL Listed for metal doors as well.

OPTION 2: HP90-MORT

- If mortise lockset hardware prep needs filled
- Where used: at location of existing mortise lockset hardware prep

NOTE: Kit includes fire caulk, filler panel, edge filler plates for door and frame, and hardware. Mostly for use on wood doors, but UL listed for metal doors as well.

OPTION 3: HP90-FB

- If flush bolt hardware prep needs filled
- Where used: at location of existing flush bolt hardware prep

NOTE: Kit includes fire caulk, filler panel, edge filler plates for door and frame, and hardware. Mostly for use on wood doors, but UL Listed for metal doors as well.

NGP-GAP-SFD-0325-A



MEMPHIS | CARSON CITY

NATIONAL GUARD PRODUCTS, INC.

MEMPHIS
4985 East Raines Road
Memphis, TN 38118

CARSON CITY
3689 Arrowhead Drive
Carson City, NV 89706

Fax: (800) 255-7874

Email: info@ngp.com

Quotes: quotes@ngp.com

Orders: orders@ngp.com

ngp.com
1-800-NGP-RUSH