



SLIDING DOOR
HARDWARE






ALUMINUM

SLIDING DOOR HARDWARE

DESIGNED TO MEET THE NEEDS OF ALL OF YOUR
MULTI-FAMILY AND COMMERCIAL PROJECTS.



LESS IS MORE

Fewer SKUs and a smaller warehouse footprint, thoughtfully packaged into two heavy-duty categories — making this hardware easy to order and easy to stock. It is everything you need and nothing you don't - all at a price that competes against manufacturers that distribute, comparatively, lighter-duty sliding door hardware.

We've done it all to give you more... for less.

TWO CATEGORIES OF ALUMINUM TO CHOOSE

MULTI-FAMILY

By-Pass Up to 1 $\frac{3}{8}$ " Doors
Bi-Fold 1 $\frac{3}{8}$ " To 1 $\frac{3}{4}$ " Doors
Max Weight Load 75 lbs.
5-year Warranty

COMMERCIAL

1 $\frac{3}{8}$ " To 1 $\frac{3}{4}$ " Doors
Max Weight Load 250 lbs.
5-year Warranty
ANSI/BHMA Grade 1 Certified





MULTI-FAMILY
BYPASS

Available Track Lengths:
48", 60", 72" and 96"



MULTI-FAMILY
BI-FOLD

Two Door Track Lengths:

36" and 48"

Four Door Track Lengths:

60", 72" and 96"

ALUMINUM: MULTI-FAMILY

SLIDING DOOR HARDWARE

BYPASS

| SKU | TRACK LENGTH |
|---------------|--------------|
| SLAL-75-BP-48 | 48" |
| SLAL-75-BP-60 | 60" |
| SLAL-75-BP-72 | 72" |
| SLAL-75-BP-96 | 96" |

Complete Kits Include:

- (1) Track
- (1) Floor Guide With Steel Bracket
- (2) Front Hangers
- (2) Back Hangers
- (2) Brass Pulls
- (2) Chrome Pulls

BI-FOLD: TWO DOOR SYSTEMS

| SKU | TRACK LENGTH |
|------------------|--------------|
| SLAL-75-BF2DR-36 | 36" |
| SLAL-75-BF2DR-48 | 48" |

Two Door Complete Kits Include:

- (1) Track
- (1) Top Pivot
- (1) Bottom Pivot
- (1) Roller
- (1) Snugger
- (1) Aligner
- (1) Wood Knob
- (4) Brass Hinges
- (4) Chrome Hinges

BI-FOLD: FOUR DOOR SYSTEMS

| SKU | TRACK LENGTH |
|------------------|--------------|
| SLAL-75-BF4DR-60 | 60" |
| SLAL-75-BF4DR-72 | 72" |
| SLAL-75-BF4DR-96 | 96" |

Four Door Complete Kits Include:

- (1) Track
- (2) Top Pivots
- (2) Bottom Pivots
- (2) Rollers
- (2) Snuggers
- (2) Aligners
- (2) Wood Knobs
- (8) Brass Hinges
- (8) Chrome Hinges



COMMERCIAL
BYPASS

*Available Track Lengths:
48", 60", 72" and 96"*

COMMERCIAL
BI-PARTING

Available Track Lengths:
48", 60", 72" and 96"

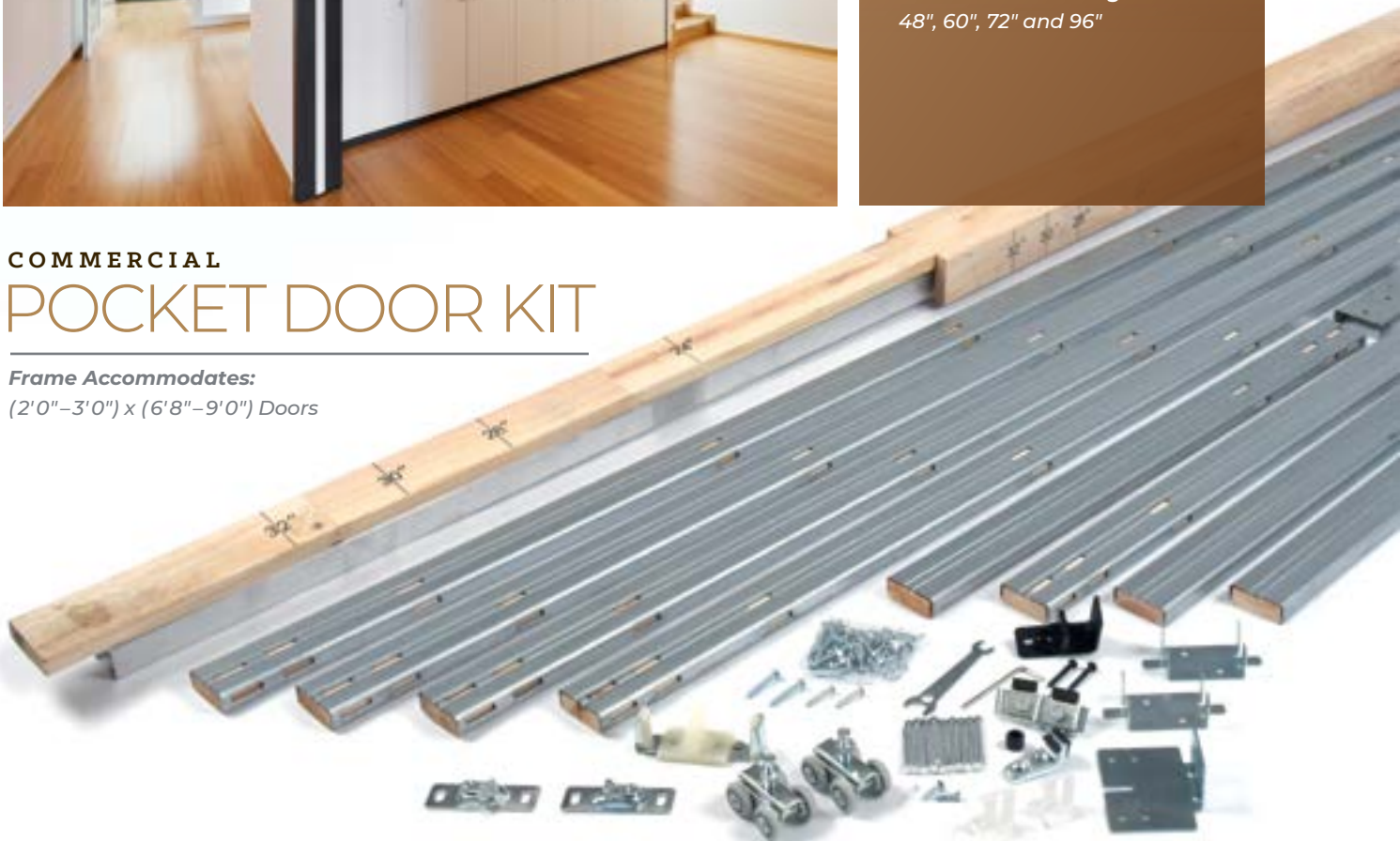


COMMERCIAL
POCKET
DOOR

Available Track Lengths:
48", 60", 72" and 96"

COMMERCIAL
POCKET DOOR KIT

Frame Accommodates:
(2'0"–3'0") x (6'8"–9'0") Doors





COMMERCIAL
SIDE WALL
MOUNT

*Available Track Lengths:
48", 60", 72", 96" and 144"*

ALUMINUM: COMMERCIAL

SLIDING DOOR HARDWARE

BYPASS

| SKU | TRACK LENGTH |
|----------------|--------------|
| SLAL-250-BP-48 | 48" |
| SLAL-250-BP-60 | 60" |
| SLAL-250-BP-72 | 72" |
| SLAL-250-BP-96 | 96" |

Complete Kits Include:

- (1) Track
- (2) Universal Hardware Pack (page 10)

Options Available:

- Soft Close—(SCBY)
- Bottom Channel Guide—(SL-BCG)
- Snap-On Fascia—(SL-SQ20)

BI-PARTING

| SKU | TRACK LENGTH |
|----------------|--------------|
| SLAL-250-PD-48 | 48" |
| SLAL-250-PD-60 | 60" |
| SLAL-250-PD-72 | 72" |
| SLAL-250-PD-96 | 96" |

Order Two Sets for Bi-Parting Applications.

Complete Kits Include:

- (1) Track
- (1) Universal Hardware Pack (page 10)

Options Available:

- Soft Close—(SC)
- Wall Mounted Guide—(SL-WG)
- Bottom Channel Guide—(SL-BCG)
- Snap-On Fascia—(SL-SQ20)

ALUMINUM: COMMERCIAL

SLIDING DOOR HARDWARE

POCKET DOOR

| SKU | TRACK LENGTH |
|----------------|--------------|
| SLAL-250-PD-48 | 48" |
| SLAL-250-PD-60 | 60" |
| SLAL-250-PD-72 | 72" |
| SLAL-250-PD-96 | 96" |

Complete Kits Include:

- (1) Track
- (1) Universal Hardware Pack (page 10)

Options Available:

- ▶ Soft Close—(SC)
- ▶ Wall Mounted Guide—(SL-WG)
- ▶ Bottom Channel Guide—(SL-BCG)
- ▶ Snap-On Fascia—(SL-SQ20)

POCKET DOOR KIT

| SKU | TRACK LENGTH |
|----------------|--------------|
| SLAL-250-PDKIT | N/A |

Order Two sets for Bi-Parting applications

Options Available:

- ▶ Soft Close—(SC)
- ▶ Wall Mounted Guide—(SL-WG)
- ▶ Bottom Channel Guide—(SL-BCG)

Complete Kits Include:

- (1) 73" Header Track Assembly
- (1) Universal Hardware Pack (page 10)
- (1) Pocket Frame Kit,
Consists of:
 - (4) Jamb Stiffeners
 - (4) Jamb Stiffener Extensions
 - (4) Jamb Splice Brackets
 - (2) Floor Brackets
 - (1) End Bracket

ALUMINUM: COMMERCIAL

SLIDING DOOR HARDWARE

SIDE WALL MOUNT

| SKU | TRACK LENGTH |
|-----------------|--------------|
| SLAL-250-SW-48 | 48" |
| SLAL-250-SW-60 | 60" |
| SLAL-250-SW-72 | 72" |
| SLAL-250-SW-96 | 96" |
| SLAL-250-SW-144 | 144" |

Complete Kits Include:

- (1) Track
- (1) Universal Hardware Pack (*below*)

Options Available:

- Soft Close— (SC)
- Wall Mounted Guide— (SL-WG)
- Bottom Channel Guide— (SL-BCG)
- Snap-On Fascias— (SL-RD and SL-SQ18)

UNIVERSAL HARDWARE PACK



Complete Kits Include:

- (2) Ball Bearing Heavy Duty Hangers
- (2) Snap-In Door Brackets
- (2) In-Track Stops
- (1) Angle Stop
- (1) Bumper Stop
- (1) Door Guide
- Heavy Duty Floor Guides

OPTIONAL SOFT CLOSE

| SKU | TRACK LENGTH |
|--|--------------|
| SC (<i>Single Soft Close</i>) | N/A |
| SCBY (<i>Set of Two Soft Closes</i>) | N/A |






STAINLESS STEEL

SLIDING DOOR HARDWARE

MAXIMIZE YOUR IMPACT WITH OUR SPACE-SAVING, HEAVY-DUTY STAINLESS STEEL SLIDING DOOR HARDWARE.



OPEN THE DOOR TO NGP STAINLESS

Enjoy the heavy-duty performance of Stainless Steel Sliding Door Hardware from the people you trust. Grade-1 Certified with a 220-pound capacity and an optional soft close feature, this hardware provides the contemporary touch you need to round out your next project.

ADDITIONAL SPECS

- SLSS1 Fits 1" To 2" Doors
- SLSS2 Fits 1 3/8" To 1 3/4" Doors
- Brushed 304 Stainless Steel
- 5-year Warranty





FACE MOUNT
BARN
DOOR

*Available Track Lengths:
78³/₄" and 98⁷/₁₆"*



TOP MOUNT
BARN
DOOR

*Available Track Lengths:
78 3/4" and 98 7/16"*

STAINLESS STEEL: TOP MOUNT

SLIDING DOOR HARDWARE

TOP MOUNT

| SKU | TRACK LENGTH |
|---------|-----------------------------------|
| SLSS1-6 | 78 ³ / ₄ " |
| SLSS1-8 | 98 ⁷ / ₁₆ " |

TOP MOUNT WITH SOFT CLOSE

| SKU | TRACK LENGTH |
|-------------|-----------------------------------|
| SLSS1-6-SC* | 78 ³ / ₄ " |
| SLSS1-8-SC* | 98 ⁷ / ₁₆ " |

STAINLESS STEEL: FACE MOUNT

SLIDING DOOR HARDWARE

FACE MOUNT

| SKU | TRACK LENGTH |
|---------|-----------------------------------|
| SLSS2-6 | 78 ³ / ₄ " |
| SLSS2-8 | 98 ⁷ / ₁₆ " |

FACE MOUNT WITH SOFT CLOSE

| SKU | TRACK LENGTH |
|-------------|-----------------------------------|
| SLSS2-6-SC* | 78 ³ / ₄ " |
| SLSS2-8-SC* | 98 ⁷ / ₁₆ " |

Complete Kits Include:

| | |
|----------------|-----------------|
| (1) Track | (1) Floor Guide |
| (2) Hangers | (5/6) Wall |
| (2) Door Stops | Attachments** |

- * No Additional Hardware Needed. The Stainless Steel Soft Close Feature is built into the Track.
- ** SLSS1-6 and SLSS2-6 include: (5) Wall Attachments, SLSS1-8 and SLSS2-8 include: (6) Wall Attachments

OPTIONAL GUIDES

| SKU | DESCRIPTION |
|---------|----------------------|
| SLSS-FG | Floor Guide |
| SL-WG | Wall Mounted Guide |
| SL-BCG | Bottom Channel Guide |

OPTIONAL DRYWALL SPACERS

| SKU | DESCRIPTION |
|------------|--------------------------|
| SLSS-DWS-6 | 5 Total Spacers/6' Track |
| SLSS-DWS-8 | 6 Total Spacers/8' Track |



NATIONAL GUARD PRODUCTS, INC.

4985 East Raines Road | Memphis, TN 38118
Phone: 800-647-7874 | Fax: 800-255-7874
orders@ngp.com | quotes@ngp.com

ngp.com