




SLIDING DOOR HARDWARE



- Brushed Stainless Steel 304
- Side Wall Mounted Track
- Nylon coated stainless steel wheels for smooth operation
- Max weight load 220 lbs
- ANSI/BHMA A156.14 Grade 1 Certified to 100,000 cycles
- 5 year Warranty
- Order two sets for bi-parting applications

NATIONAL GUARD PRODUCTS

4985 East Raines Road
Memphis, TN 38118
Phone: (800) 647-7874
Fax: (800) 255-7874
www.ngp.com




Stainless Steel Top Mount Round Track System

SLSS1-6 fits 1" to 2" thick door panel

Complete kit includes one 78-3/4" track, five wall attachments, two hangers, two door stops, one floor guide

SLSS1-8 fits 1" to 2" thick door panel

Complete kit includes one 98-7/16" track, six wall attachments, two hangers, two door stops, one floor guide



Stainless Steel Side Mount Round Track System

SLSS2-6 fits 1"-3/8" to 1-3/4" thick door panel

Complete kit includes one 78-3/4" track, five wall attachments, two hangers, two door stops, one floor guide

SLSS2-8 fits 1-3/8" to 1-3/4" thick door panel

Complete kit includes one 98-7/16" track, six wall attachments, two hangers, two door stops, one floor guide




Soft Close SLIDING DOOR HARDWARE



- Brushed Stainless Steel 304
- Side Wall Mounted Track
- Nylon coated stainless steel wheels for smooth operation
- Max weight load 220 lbs
- ANSI/BHMA A156.14 Grade 1 Certified to 100,000 cycles including Soft Close Feature
- 5 year Warranty
- Order two sets for bi-parting applications

NATIONAL GUARD PRODUCTS

4985 East Raines Road
Memphis, TN 38118
Phone: (800) 647-7874
Fax: (800) 255-7874
www.ngp.com




Stainless Steel Top Mount Round Track System

SLSS1-6-SC fits 1" to 2" thick door panel

Complete kit includes one 78-3/4" soft-close track, five wall attachments, two hangers, two door stops, one floor guide, and soft close hardware

SLSS1-8-SC fits 1" to 2" thick door panel

Complete kit includes one 98-7/16" soft-close track, six wall attachments, two hangers, two door stops, one floor guide, and soft close hardware



Stainless Steel Side Mount Round Track System

SLSS2-6-SC fits 1"-3/8" to 1-3/4" thick door panel

Complete kit includes one 78-3/4" soft-close track, five wall attachments, two hangers, two door stops, one floor guide, and soft close hardware

SLSS2-8-SC fits 1-3/8" to 1-3/4" thick door panel

Complete kit includes one 98-7/16" soft-close track, six wall attachments, two hangers, two door stops, one floor guide, and soft close hardware